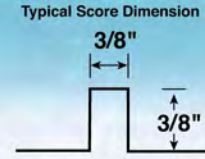
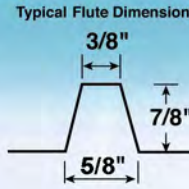


Shapes Guide

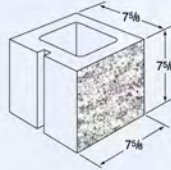
SPLIT FACE



ARCHITECTURAL CONCRETE MASONRY UNITS

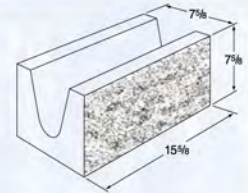
Hollow Half Block

Available in:
8" (8 x 8 x 8)



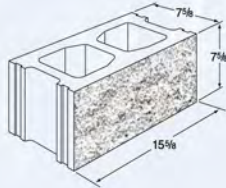
Solid-Bottom Bond Beam

Available in:
8" (8 x 8 x 16)
12" (12 x 8 x 16)



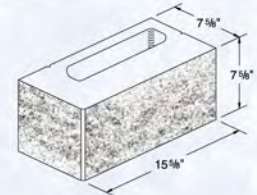
Hollow Stretcher

Available in:
4" (4 x 4 x 16)
4" (4 x 8 x 16)
8" (8 x 4 x 16)
8" (8 x 8 x 16)
12" (12 x 4 x 16)
12" (12 x 8 x 16)



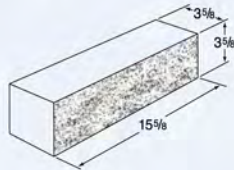
Corner

Available in:
8" (8 x 8 x 16)



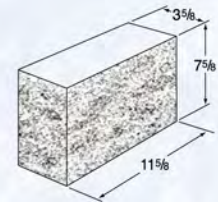
Solid Unit

Available in:
4" (4 x 4 x 16)
8" (8 x 4 x 16)



Quoin Corner

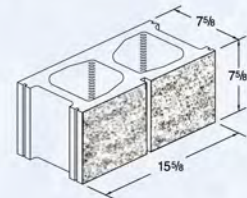
Available in:
4" (4 x 8 x 12)
4" (4 x 8 x 16)



SCORED MASONRY UNITS

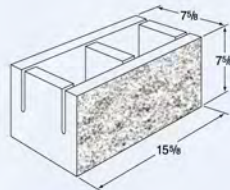
Stretcher with Center Score

Available in:
4" (4 x 8 x 16)
8" (8 x 8 x 16)
12" (12 x 8 x 16)



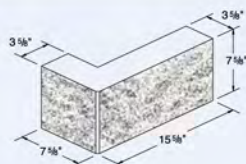
Knock-Out Bond Beam

Available in:
8" (8 x 8 x 16)
12" (12 x 8 x 16)



L-Corner

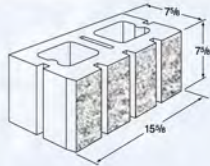
Available in:
8" (8 x 8 x 16)



4-RIB MASONRY UNITS

4-Rib Stretcher

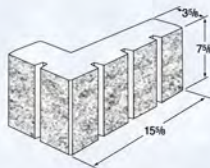
Available in:
4" (4 x 8 x 16)
Solid Only



8" (8 x 8 x 16)
12" (12 x 8 x 16)

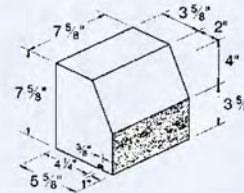
4-Rib L-Corner

Available in:
4" (4 x 8 x 16)
Solid Only

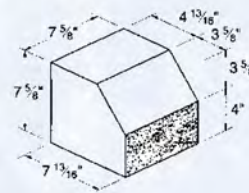


SILLS: 8" LENGTH

33 156



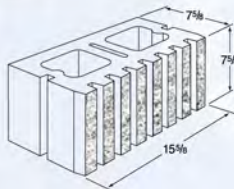
33 284



8-RIB MASONRY UNITS

8-Rib Stretcher

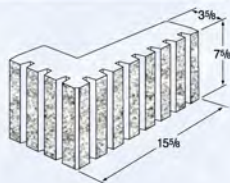
Available in:
4" (4 x 8 x 16)
Solid Only



8" (8 x 8 x 16)
12" (12 x 8 x 16)

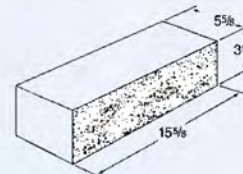
8-Rib L-Corner

Available in:
4" (4 x 8 x 16)
Solid Only



SILLS: 16" LENGTH

33 344



(Stocked unit)

8-Rib Universal Corner

Available in:
8" (8 x 8 x 16)

